


# Caymax™ Module

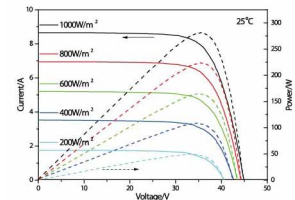
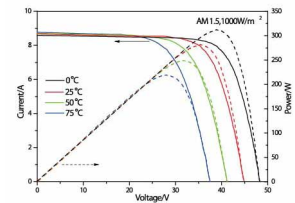
## Specifications

Type	295-72P	290-72P	285-72P	280-72P	275-72P
Peak Power (Pmpp)	295	290	285	280	275
Open Circuit Voltage (Voc)	44.4	44.3	44.1	44.0	43.8
Short Circuit Current (Isc)	8.83	8.75	8.67	8.58	8.48
Optimum operating Voltage (Vmpp)	35.7	35.6	35.4	35.3	35.2
Optimum operating Current (Impp)	8.26	8.15	8.05	7.94	7.82
Module efficiency	15.24%	14.98%	14.72%	14.46%	14.20%
Maximum system voltage [V]	1000				
Voltage temperature coefficient	-0.292%/K				
Current temperature coefficient	+0.045%/K				
Power temperature coefficient	-0.408%/K				
Series fuse rating[A]	15				
Cells	6×12 pieces polycrystalline solar cells series strings 156mm×156mm (6inch)				
Junction box	with 6 bypass diodes				
Cable	length 900 mm (35.4inch), 1×4 mm <sup>2</sup> (0.16inch <sup>2</sup> )				
Front glass	white toughened safety glass, 3.2 mm (1/8inch)				
Cell encapsulation	EVA (Ethylene-Vinyl-Acetate)				
Back sheet	composite film				
Frame	anodised aluminium profile				
Dimensions	1956×990×50mm (L×W×H) [76.98×38.98×1.97inch]				
Weight	23.8kg (52.4lbs)				

The electrical data relates to standard test conditions [STC]: 1,000 W/m<sup>2</sup>; AM 1.5; 25°C.  
Performance deviation of Pmpp: ± 3%; Performance deviation of Voc, Isc, Vmp and Imp: ± 10%.  
Certified in accordance with IEC 61215, IEC 61730-1/2 and UL 1703.



## IV-Curves



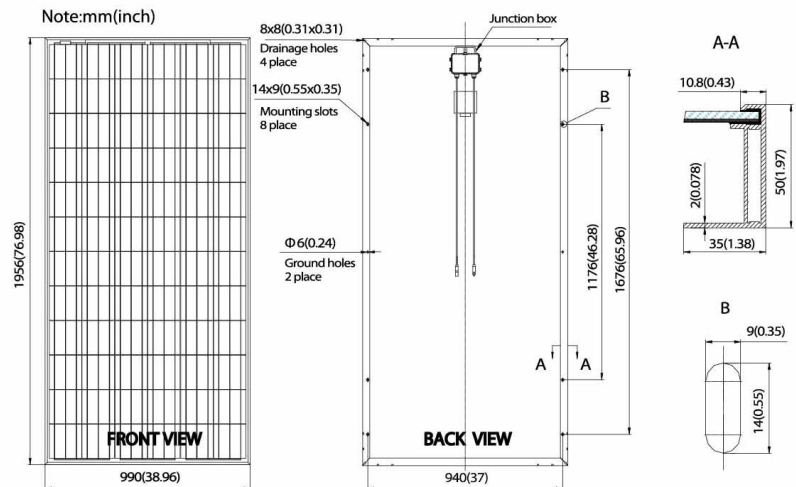
## Operating Condition

Maximum surface load capacity	tested up to 5,400 Pa according to IEC 61215
Hail	maximum diameter of 25 mm with impact speed of 23m/s (51.2mph)
Temperature range	- 40 °C to + 85 °C

## Quality and Certificates

## Dimensions

- Designed to Meet the Unique Needs of Customers.
- 5-year hardware warranty;
- 25-year power output warranty;\*
- Certifications:



\*10 years at 90% of the minimal rated power output, 20 years at 83% of the minimal rated power output, 25 years at 80% of the minimal rated power output.